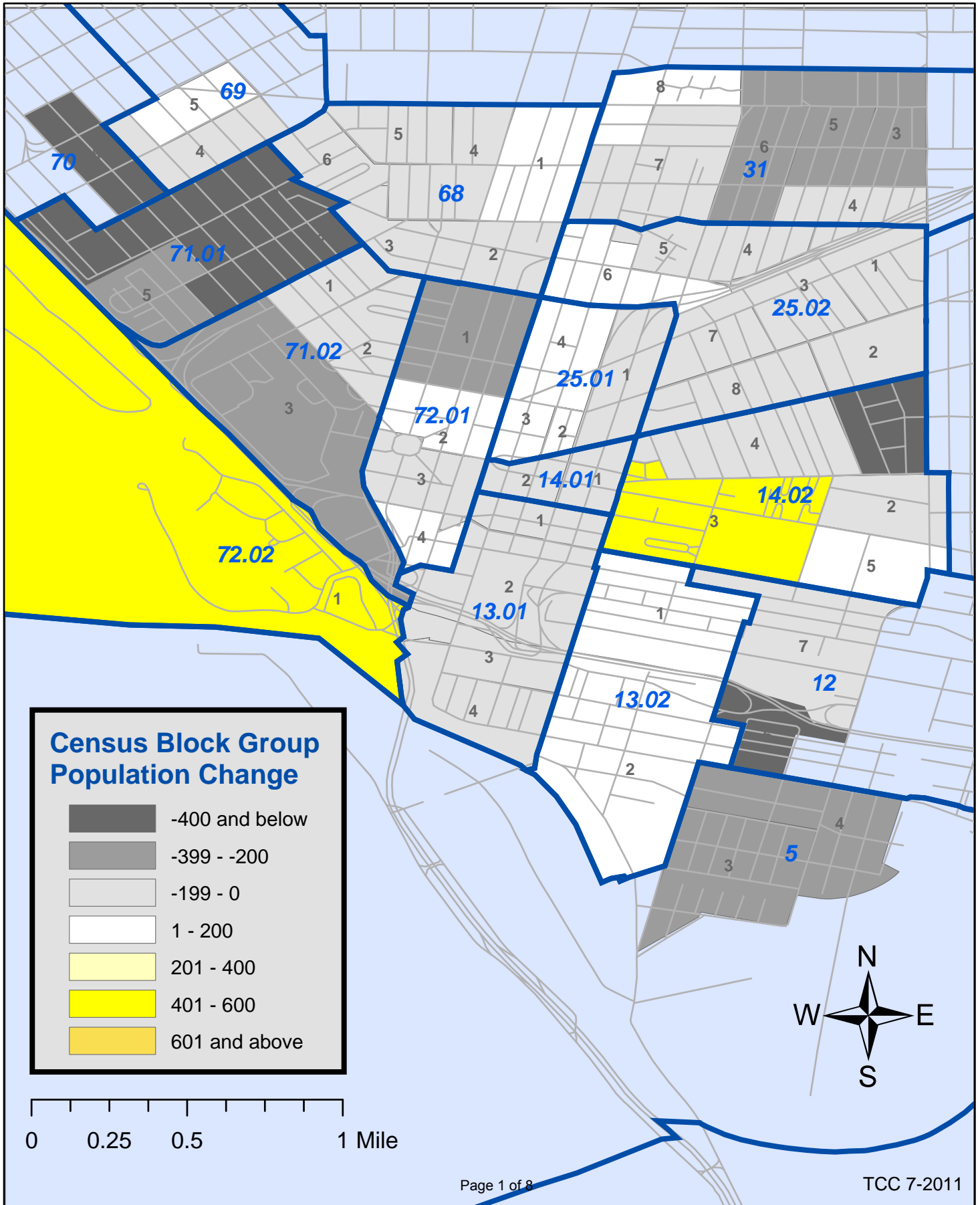


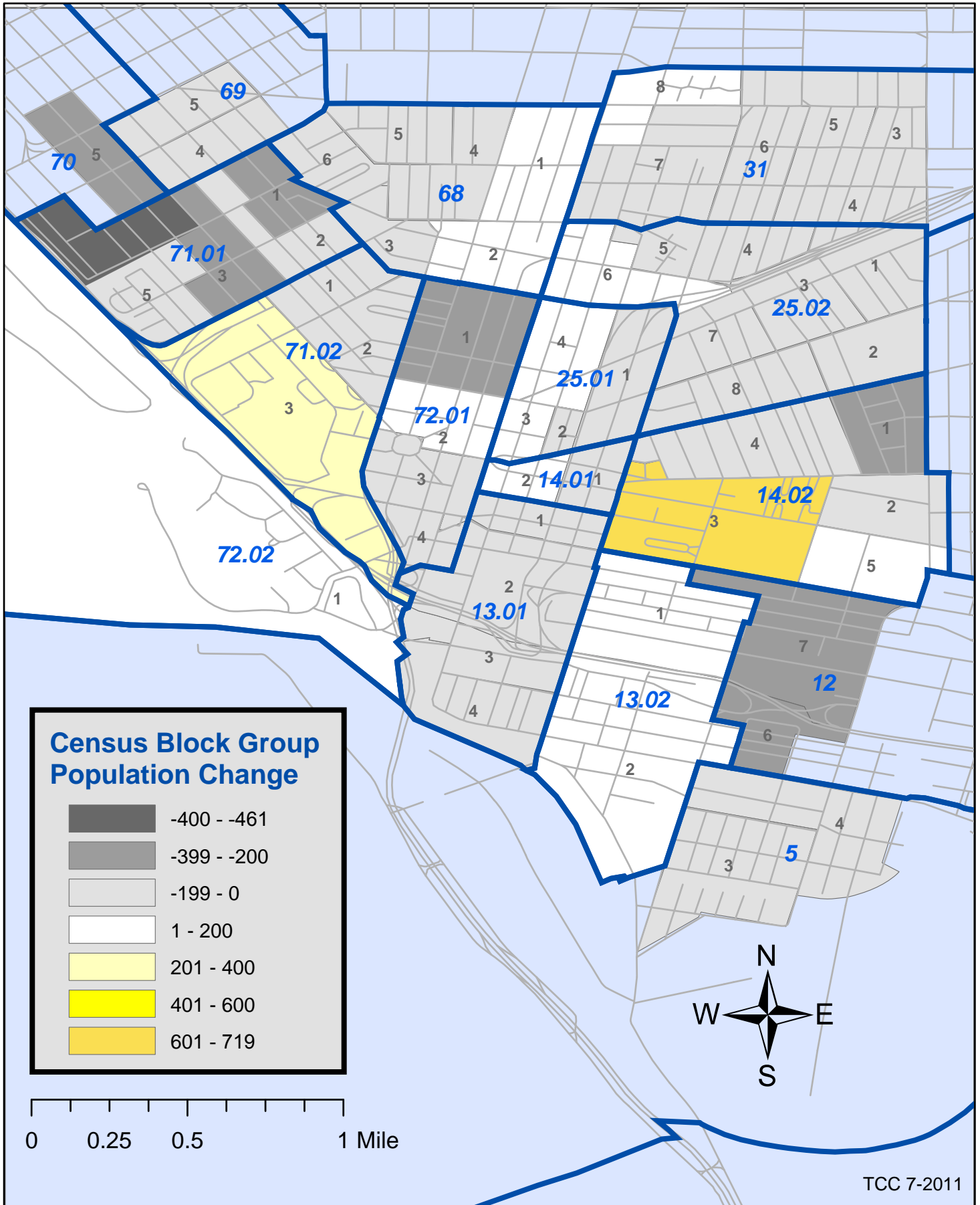
# Downtown Buffalo

## 1990 - 2010 Census Trends



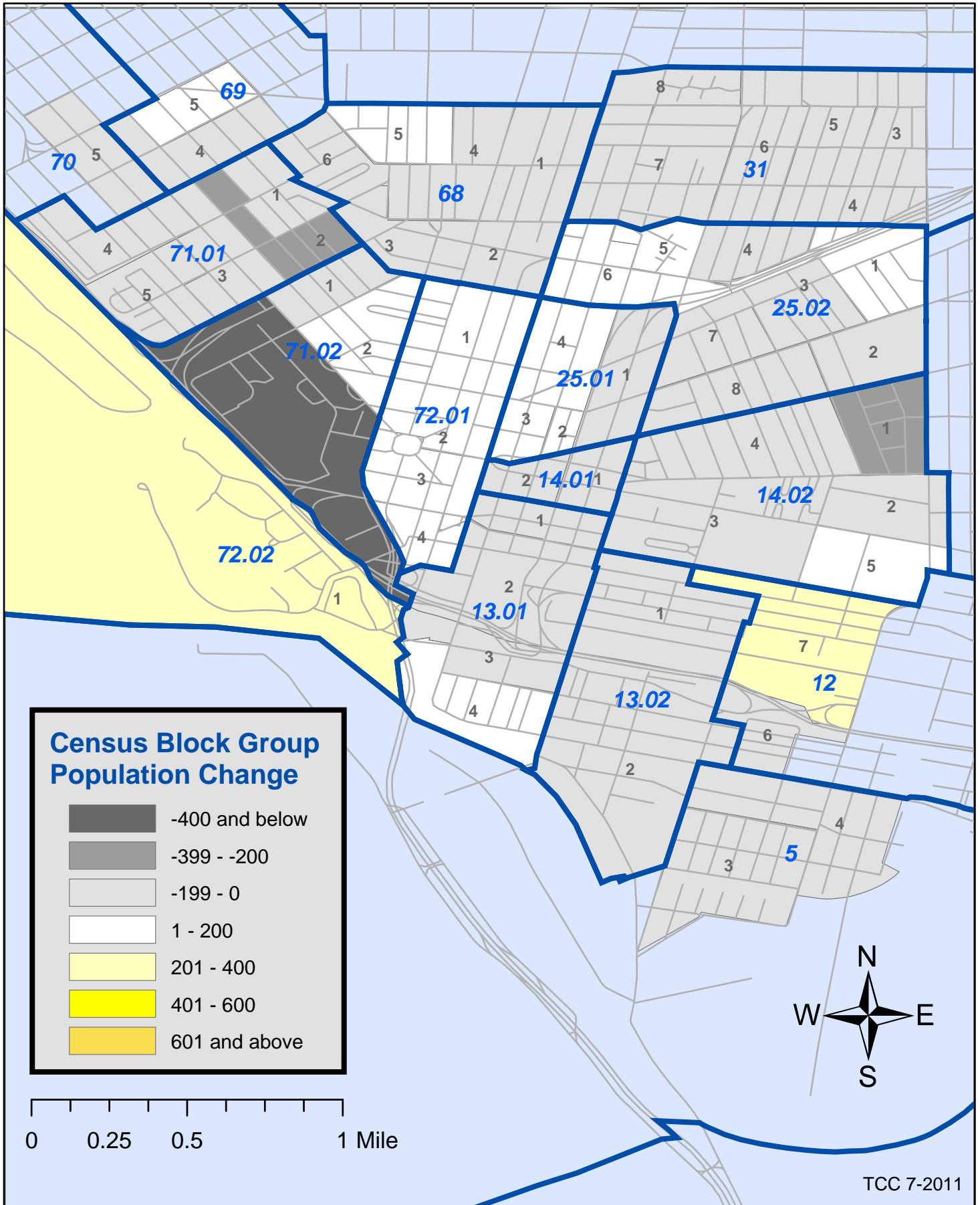
# Downtown Buffalo

## 1990 - 2000 Census Trends



# Downtown Buffalo

## 2000 - 2010 Census Trends



# Census Trends:

# Central Business District

City of Buffalo's Central Business District			Population Excluding Group Quarters			2010 Trends		
Census Area	Census Tract	Block Group	1990	2000	2010	1990-2000	2000-2010	1990-2010
Erie County, New York State	13.01	1	0	0	0	0	0	0
	13.01	2	7	0	0	(7)	0	(7)
	13.01	3	19	0	0	(19)	0	(19)
	13.01	4	27	3	9	(24)	6	(18)
	14.01	1	0	0	0	0	0	0
	14.01	2	57	69	38	12	(31)	(19)
	25.01	1	128	33	23	(95)	(10)	(105)
	25.01	2	0	0	3	0	3	3
	25.01	3	37	45	199	8	154	162
	25.01	4	19	26	153	7	127	134
	25.02	6	34	68	142	34	74	108
	68	2	353	386	353	33	(33)	0
	72.01	1	505	242	287	(263)	45	(218)
	72.01	2	10	35	48	25	13	38
	72.01	3	41	1	2	(40)	1	(39)
	72.01	4	10	8	80	(2)	72	70
<b>Grand Total</b>			<b>1,247</b>	<b>916</b>	<b>1,337</b>	<b>(331)</b>	<b>421</b>	<b>90</b>

# Census Trends:

# Downtown

City of Buffalo's Downtown			Population Excluding Group Quarters			2010 Trends		
Census Area	Census Tract	Block Group	1990	2000	2010	1990-2000	2000-2010	1990-2010
Erie County, New York State	13.01	1	0	0	0	0	0	0
	13.01	2	7	0	0	(7)	0	(7)
	13.01	3	19	0	0	(19)	0	(19)
	13.01	4	27	3	9	(24)	6	(18)
	13.02	1	109	216	176	107	(40)	67
	13.02	2	557	735	722	178	(13)	165
	14.01	1	0	0	0	0	0	0
	14.01	2	57	69	38	12	(31)	(19)
	14.02	3	540	1,259	1,138	719	(121)	598
	25.01	1	128	33	23	(95)	(10)	(105)
	25.01	2	0	0	3	0	3	3
	25.01	3	37	45	199	8	154	162
	25.01	4	19	26	153	7	127	134
	25.02	5	442	340	377	(102)	37	(65)
	25.02	6	34	68	142	34	74	108
	68	2	353	386	353	33	(33)	0
	68	3	469	449	371	(20)	(78)	(98)
	71.02	1	782	665	615	(117)	(50)	(167)
	71.02	2	745	698	700	(47)	2	(45)
	71.02	3	1,417	1,757	1,210	340	(547)	(207)
	72.01	1	505	242	287	(263)	45	(218)
	72.01	2	10	35	48	25	13	38
	72.01	3	41	1	2	(40)	1	(39)
	72.01	4	10	8	80	(2)	72	70
	72.02	1	1,162	1,267	1,635	105	368	473
<b>Grand Total</b>			<b>7,470</b>	<b>8,302</b>	<b>8,281</b>	<b>832</b>	<b>(21)</b>	<b>811</b>

# Census Trends:

# Greater Downtown

City of Buffalo's Greater Downtown			Population Excluding Group Quarters			2010 Trends		
Census Area	Census Tract	Block Group	1990	2000	2010	1990-2000	2000-2010	1990-2010
Erie County, New York State	5	3	795	711	551	(84)	(160)	(244)
	5	4	898	816	621	(82)	(195)	(277)
	12	6	611	258	115	(353)	(143)	(496)
	12	7	732	420	647	(312)	227	(85)
	13.01	1	0	0	0	0	0	0
	13.01	2	7	0	0	(7)	0	(7)
	13.01	3	19	0	0	(19)	0	(19)
	13.01	4	27	3	9	(24)	6	(18)
	13.02	1	109	216	176	107	(40)	67
	13.02	2	557	735	722	178	(13)	165
	14.01	1	0	0	0	0	0	0
	14.01	2	57	69	38	12	(31)	(19)
	14.02	1	750	462	192	(288)	(270)	(558)
	14.02	2	782	780	762	(2)	(18)	(20)
	14.02	3	540	1,259	1,138	719	(121)	598
	14.02	4	458	398	348	(60)	(50)	(110)
	14.02	5	585	657	663	72	6	78
	25.01	1	128	33	23	(95)	(10)	(105)
	25.01	2	0	0	3	0	3	3
	25.01	3	37	45	199	8	154	162
	25.01	4	19	26	153	7	127	134
	25.02	1	393	270	331	(123)	61	(62)
	25.02	2	154	115	110	(39)	(5)	(44)
	25.02	3	263	211	207	(52)	(4)	(56)
	25.02	4	474	471	416	(3)	(55)	(58)
	25.02	5	442	340	377	(102)	37	(65)
	25.02	6	34	68	142	34	74	108
	25.02	7	212	186	159	(26)	(27)	(53)
	25.02	8	315	239	195	(76)	(44)	(120)
	31	3	561	443	308	(118)	(135)	(253)
	31	4	305	271	184	(34)	(87)	(121)
	31	5	549	421	307	(128)	(114)	(242)
	31	6	663	499	325	(164)	(174)	(338)

# Census Trends

# Greater Downtown Continued

City of Buffalo's Greater Downtown			Population Excluding Group Quarters			2010 Trends		
Census Area	Census Tract	Block Group	1990	2000	2010	1990-2000	2000-2010	1990-2010
	31	7	259	222	187	(37)	(35)	(72)
	31	8	203	323	274	120	(49)	71
	68	1	548	605	551	57	(54)	3
	68	2	353	386	353	33	(33)	0
	68	3	469	449	371	(20)	(78)	(98)
	68	4	799	764	754	(35)	(10)	(45)
	68	5	785	683	746	(102)	63	(39)
	68	6	620	530	487	(90)	(43)	(133)
	69	4	996	918	808	(78)	(110)	(188)
	69	5	648	529	697	(119)	168	49
	70	5	911	634	494	(277)	(140)	(417)
	71.01	1	1,110	754	662	(356)	(92)	(448)
	71.01	2	1,182	987	711	(195)	(276)	(471)
	71.01	3	849	471	363	(378)	(108)	(486)
	71.01	4	1,468	1,007	830	(461)	(177)	(638)
	71.01	5	1,252	1,160	1,048	(92)	(112)	(204)
	71.02	1	782	665	615	(117)	(50)	(167)
	71.02	2	745	698	700	(47)	2	(45)
	71.02	3	1,417	1,757	1,210	340	(547)	(207)
	72.01	1	505	242	287	(263)	45	(218)
	72.01	2	10	35	48	25	13	38
	72.01	3	41	1	2	(40)	1	(39)
	72.01	4	10	8	80	(2)	72	70
	72.02	1	1,162	1,267	1,635	105	368	473
<b>Grand Total</b>			<b>28,600</b>	<b>25,517</b>	<b>23,334</b>	<b>(3,083)</b>	<b>(2,183)</b>	<b>(5,266)</b>

# Downtown Buffalo Census Areas

